

1. INTRODUCTION

2. INSTALLATION

2.1. Via WordPress Search

2.2. Via WordPress Upload

2.3. Via FTP

3. FEATURES

3.1. Courses

3.1.1. Features

3.1.2. Settings

3.2. Lessons

3.2.1. Features

3.2.2. Settings

3.3. Quizzes

3.3.1. Features

3.3.2. Settings

3.4. Questions

3.4.1. Features

3.4.2. Settings

Search in Document

1. Introduction

We would like to thank you for choosing WordPress LMS Plugin. This plugin is designed to help you create and manage your own education websites using WordPress and page builder plugin Visual Composer, LearnPress will help you in creating your own education websites.

2. Installation

You can download LearnPress – WordPress LMS Plugin from WordPress.org.

You can install LearnPress plugin via 3 ways: **Via WordPress**, **Via WordPress Upload** or **Via FTP**.

2.1. Via WordPress Search

Follow these steps below to install LearnPress plugin via WordPress Search.

Step 1. Visit Dashboard > Plugins > Add New

Step 2. Type 'LearnPress' on the search bar

Step 3. You will see Learnpress – WordPress LMS Plugin in the search results.

Step 4. Activate LearnPress plugin

3.5. Orders

3.6. Statistics

3.7. Add-ons

3.8. Settings

3.9. Tools

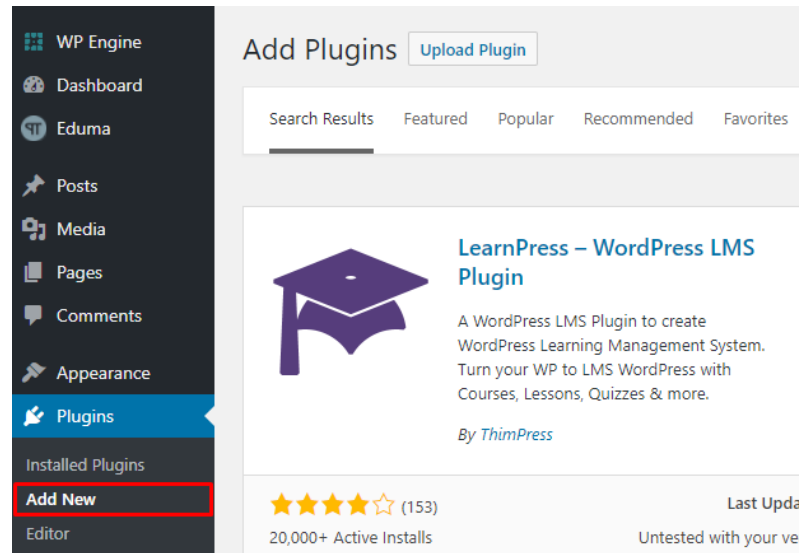
4. UPDATE

4.1. Via WordPress Update

4.2. Via FTP

5. KNOWLEDGE BASE FAQs

6. SUPPORT SERVICE



1 0 Suggest edit

2.2. Via WordPress Upload

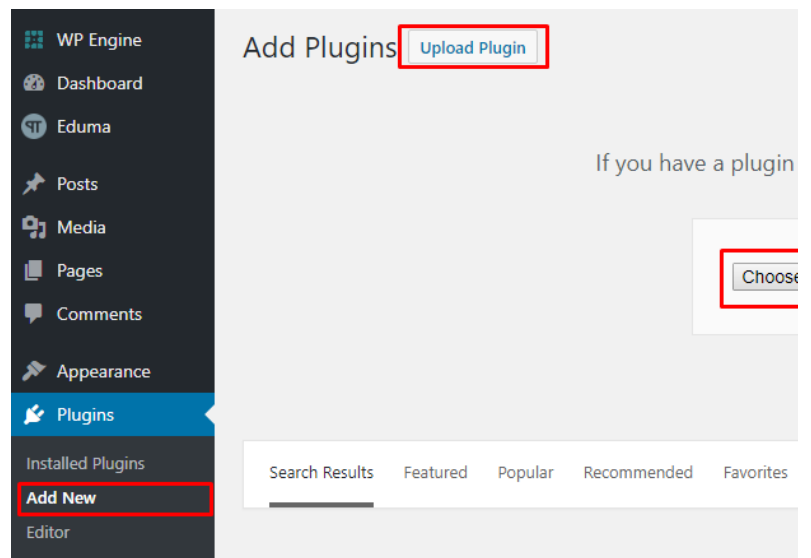
Follow these steps below to install LearnPress plugin via WordPress Upload

Step 1. Visit Dashboard > Plugins > Add New

Step 2. Click Upload Plugin

Step 3. Browse **learnpress.zip** file on your computer and click Upload

Step 4. Activate LearnPress plugin



0 0 Suggest edit

2.3. Via FTP

Follow these steps below to install LearnPress plugin via FTP

Step 1. Login your FTP account via [FTP software](#) to access your website files

Step 2. Extract **learnpress.zip** file

Step 3. Upload the extracted folder **leanpress** to *wp-content/plugins*

Step 4. Activate LearnPress plugin in Dashboard > Installed Plugins

0 0 Suggest edit

3. Features

3.1. Courses

You can create free or paid courses (including lessons & curriculum, instructors and many more.

<div><div><div></div><div>Description</div></div></div>	<div></div>
<div><div><div></div><div>COURSE DESCRIPTION</div></div><div><p>Lorem Ipsum is simply dummy text of the printing and typesetting industry. Lorem Ipsum has been the industry's standard dummy text ever since the 1500s, when an unknown printer took a galley of type and scrambled it to make a type specimen book. It has survived not only five centuries, but also the leap into electronic typesetting, remaining essentially unchanged.</p></div></div> <div><div><div></div><div>CERTIFICATION</div></div><div><p>Lorem Ipsum is simply dummy text of the printing and typesetting industry. Lorem Ipsum has been the industry's standard dummy text ever since the 1500s, when an unknown printer took a galley of type and scrambled it to make a type specimen book. It has survived not only five centuries, but also the leap into electronic typesetting, remaining essentially unchanged.</p></div></div> <div><div><div></div><div>LEARNING OUTCOMES</div></div></div>	

0 0 Suggest edit



3.1.1. Features

- Add Course Title
- Add Course Description
- Add Curriculum for Course:

- You can **Select Lesson** or **Select Quiz** to add the lesson or quiz to this section
- Or you can create new lesson/quiz there (those will be created in the course)

Section 1

Describe about this section

Select Lesson Select Quiz

- Add **Tag** and **Category** for Course to group related courses

Course Categories

All Categories

Most Used

☐ Backend

☐ CSS

☐ Frontend

☐ General

☐ IT & Software

☐ Photography

☐ Programming Language

☐ Technology

[+ Add New Course Category](#)

Course Tags

Add

Separate tags with commas

[Choose from the most used tags](#)

3.1.2. Settings

- **General Settings**

- Set the course **Duration**. After this duration, course au
- Set the number of **Retake**. Users can only retake if the without rebuy the course

General Settings | Assessment | Payment Settings | Review

Duration

10

The duration of the course.

Maximum students

1000

Maximum number of students

Students enrolled

0

How many students have taken

Re-take course

0

How many times the user can r

Featured

☐

Set course as featured.

External link buy course

Redirect to this url when you pr

- **Assessment**

- Provide several options to evaluate course result and

[General Settings](#) | [Assessment](#) | [Payment Settings](#) | [Review](#)

Course result

☒ **Evaluate lessons**
Evaluate by lessons user has completed

☐ **Evaluate results of the final quiz**
Evaluate by results of final quiz

☐ **Evaluate results of quizzes**
Evaluate by achieved points per quiz

☐ **Evaluate results of quizzes**
Evaluate by achieved points of previous quizzes

☐ **Evaluate quizzes**
Evaluate by quizzes user has completed

The method to assess the result of the course

Passing condition value

The percentage of quiz result needed to pass the course

- **Payment Settings**

– Course payment:

1. Disable this to set free course
2. Enable this to set price and sale price

General Settings	Assessment	Payment Settings	Review
Course payment	<input checked="" type="checkbox"/>		
Price	<input type="text"/>		
			<i>This course is requires enrollme</i>
Sale Price	<input type="text"/>		
			<i>Leave blank to remove sale price</i>
			Schedule

– Requires enroll: When course is free,

1. Disable this to allow public users to enroll
2. Enable this to allow only registered users to enroll


General Settings	Assessment	Payment Settings	Review
Course payment	<input type="checkbox"/>		
Requires enroll	<input checked="" type="checkbox"/>		
			<i>Require users logged in to study</i>

- **Review Logs**

– Record of course changes before publishing

[General Settings](#) | [Assessment](#) | [Payment Settings](#) | [Review](#)

1 review



phucpd

Course has approved by Reviewer

Publish

June 15, 2017

Delete

#1

- **Author Settings**

– You can assign an user as the course author

[General Settings](#) | [Assessment](#) | [Payment Settings](#) | [Review](#)

Author

phucpd@foobla.com

phucpd@foobla.com

Newinstructor

0 
0 
 Suggest edit

3.2. Lessons

You can create lessons, set their preview-ability and add

Description

Lecture 1.1

Applying CSS

Lecture 1.2

Certificate premium add-on for LearnP

Lecture 1.3


Co-instructors premium add-on for Le


0  0   Suggest edit


3.2.1. Features


- Add Lesson Title
- Add Lesson Description
- Choose the Lesson Format


Format


☒

Standard


☐

Aside


☐

Image


☐

Video


☐

Quote

☐

Link

☐

Gallery

☐

Status

☐

Audio

☐

Chat

👍

0

👎

Suggest edit

3.2.2. Settings

- Lesson Settings

– Set the lesson **Duration**

– **Preview Lesson:** If this setting is enabled, users can p

Lesson Settings

Lesson Duration

Minute(s) ▼

Duration of the lesson. Set 0 to disable

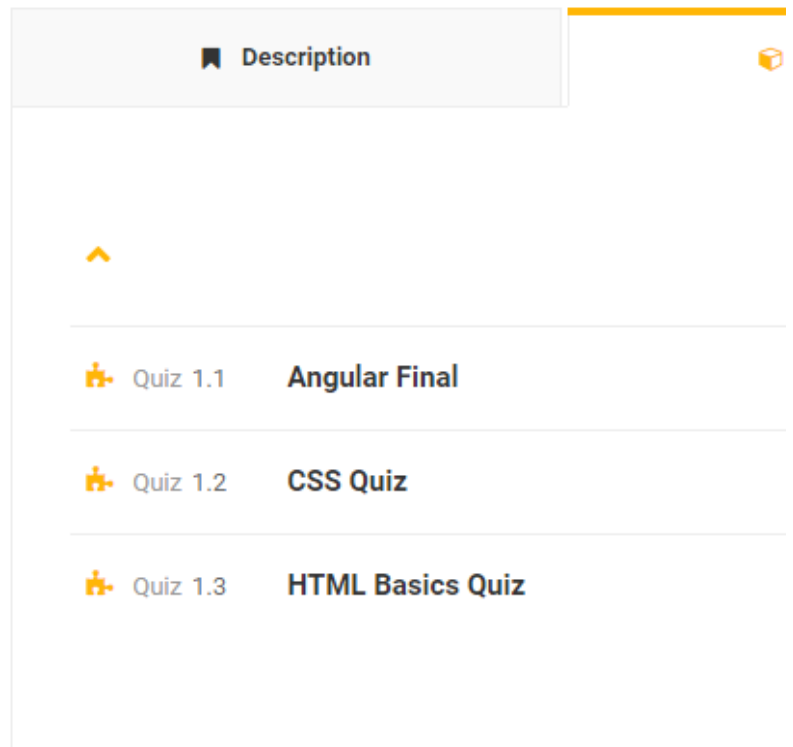
Preview Lesson

☐

If this is a preview lesson, then student can view this le

3.3. Quizzes

You can create quizzes and add them to course curriculum



3.3.1. Features

- Add Quiz Title
- Add Quiz Description
- Add Questions to the Quiz:

– You can **Add Existing Question** to add the questions t

– Or you can **Add New** question there (those will be aut

Questions

Question 1

Add New + -OR- Add Existing Question

Suggest edit

3.3.2. Settings

- General Settings

– Set the quiz **Duration**. After this duration, the quiz can

General Settings

Show/Hide Question

Show

Hide

Show/Hide list questions on this quiz.

Duration

10

Minute(s) ▾

Duration of the quiz. Set 0 to disable.

Passing Grade Type

No

Percentage

Point

Requires user reached this point to pass the quiz.

Passing Grade (%)

80

Requires user reached this point to pass the quiz.

Re-take

0

How many times the user can re-take this quiz. Set to

Show check answer

Show button to check answer while doing quiz.

Show hint

Show button to hint answer while doing quiz.

Suggest edit

3.4. Questions

You can create questions and add them to quizzes.

COURSES > GENERAL >

Introduction LearnPress – LMS plugin

0/3

1.1 Angular Final

2 questions

1.2 CSS Quiz

2 questions

1.3 HTML Basics Quiz

4 questions

HTM

The Te

The test conte

The test is not

Let's get start

4 Question

START QUIZ

0 0 Suggest edit

3.4.1. Features

- Add Question Title
- Add Question Description
- Choose the type of question:
 - There are 3 default question types: **True or False**, **Multiple Choice**, **Fill in the blank**
 - You can add more choices to the question if needed

? True or False Question

True Or False ▾

Answer Text

True

False

✓ Multiple Choice Question

Multi Choice ▾

Answer Text

First Choice

Second Choice

Third Choice

Add Option

⦿ Single Choice Question

Single Choice ▾

Answer Text

First Choice

Second Choice

Third Choice

Add Option

- Add **Tag** for Questions to group related questions to

Question Tag ▲

Add

Separate tags with commas

[Choose from the most used tags](#)

3.4.2. Settings

3.5. Orders

- **Receiving Orders**

– When an user places order on your website, admin wil

Orders Add New Add order multiple users		
All (1) Pending Payment (1)		
Bulk Actions ▼	Apply	All dates ▼ Filter
<input type="checkbox"/> Order	Student	Purchased
<input type="checkbox"/> #0000007338	phucpd@foobla.com (phucpd@foobla.com) phucpd@foobla.com	Become a PHP Master and Make Money Fast
<input type="checkbox"/> Order	Student	Purchased
Bulk Actions ▼	Apply	

– The order's default status is **Pending Payment**. Admir

Order Actions

Order status

Pending Payment

Completed

Processing

Pending Payment

Cancelled

☐ Trigger order status action

Check this option to force an action to be triggered. Normally, an action only is triggered after changing to an another action.

Customer

phucpd@foobla.com

📅

Publish on: Jun 21, 2017 @ 05:00

Edit

Move to Trash

Update

• Create Orders

– Admin can manually create order for user(s) by adding one or more user(s)

Add New Order

[Guest]

Free Payment

Order Items

Item	Cost	Quantity
No order items		

3.6. Statistics

Statistics about Users, Courses, and Orders

0  0   Suggest edit

3.7. Add-ons

We offer many [LearnPress add-ons](#) that give you a lot m

- [2Checkout add-on for LearnPress](#)
- [Authorize.net add-on for LearnPress](#)
- [Commission add-on for LearnPress](#)
- [LearnPress – bbPress Integration](#)
- [LearnPress – BuddyPress Integration](#)
- [LearnPress – Course Review](#)
- [LearnPress – Course Wishlist](#)
- [LearnPress – Fill-in-blank Question](#)
- [LearnPress – Export Import](#)
- [LearnPress – Offline Payment](#)
- [LearnPress – Prerequisites Courses](#)
- [Gradebook add-on for LearnPress](#)
- [Content Drip add-on for LearnPress](#)
- [Sorting Choice add-on for LearnPress](#)
- [Random Quiz add-on for LearnPress](#)
- [Co-instructors add-on for LearnPress](#)
- [myCRED add-on for LearnPress](#)
- [Collection add-on for LearnPress](#)

- [WooCommerce add-on for LearnPress](#)
- [Paid Membership Pro add-on for LearnPress](#)
- [Stripe add-on for LearnPress](#)
- [Certificates add-on for Learnpress](#)
- Learnpress – Coming Soon Course



0 0 Suggest edit

3.8. Settings

- **General**

General	Courses	Pages	Payments	Checkouts
---------	---------	-------	----------	-----------

Instructors registration

☐

Create option for instructors to register a course

Currency

US Dollars (\$)

Currency position

Left (\$69.99)

Thousands Separator

,

Decimals Separator

.

Number of Decimals

2

Load css

☒

Load default stylesheets

Debug mode

☒

Turn on/off debug mode

Logout

Redirect to page

Select Page

Save settings

– Instructors registration: Enable an option to register a



Register For This Site

Username

Email

☐ Want to be an instructor?
Registration confirmation will be emailed to you.

Register

- **Courses**

Courses Page

Courses

[Edit Page](#) [View Page](#)

Course category base

course-category

Course tag base

course-tag

Review course before publish

*The course needs to be reviewed*

Enable edit published course

*Allow instructors to edit the cou
If this option is disabled, the cou*

Archive

Courses limit

9

Number of courses displayed pe

Course thumbnail

Extra thumbnail

*Turn on/off courses extra thuml*

Single course

800 × 450 px

Courses page

400 × 250 px

Single course permalink

- ☒ Default `http://localhost/wp/wordpi`
- ☐ Course `http://localhost/wp/wordpi`
- ☐ Courses base `http://localhost/wp/wordpi`
- ☐ Courses base with category `http://localhost/wp/wordpi`
- ☐ Custom Base

Enter a custom base to use. A b

Course item slug

- Lesson
`http://localhost/wp/wordpress/`
- Quiz
`http://localhost/wp/wordpress/`

Save settings

- Pages

– There are pages that need to be configured: **Profile. Q**

GeneralCoursesPagesPaymentsCheckoutEmails

Profile
Quiz
Become a teacher

General

Profile

Add link to admin bar

Text link

Target link

Courses limit

Page slug

Courses

Quizzes

Orders

View order

GeneralCoursesPagesPaymentsCheckoutEmails

Profile
Quiz
Become a teacher

Endpoints

Results

Save settings

General Courses Pages Payments Checkout

Profile

Quiz

Become a teacher

Become a teacher

Save settings

- **Payments**

- Payments provides payment gateway for transaction.
- Default payment gateway is Paypal. We also provide c Stripe

General Courses Pages Payments Chec

Paypal

Make payment via Paypal

Enable ☒

Email Address

Sandbox Mode ☐

Sandbox Email Address

Save settings

- **Checkout**

- Checkout allows **Auto enroll** so that user will be autor

General

Courses

Pages

Payments

Checkout

Auto enroll

☒

Auto enroll a user a

Checkout page

LP Checkout

[Edit Page](#) [View Pag](#)

Checkout Endpoints

Order received

lp-order-received

Save settings

- **Emails**

- Emails setting allows to edit email subject, heading ar

General

Courses

Pages

Payments

Checkout

Emails

General options

[New order](#)

[New order customer](#)

[User order completed](#)

[User order changed status](#)

[New course](#)

[Rejected course](#)

[Approved course](#)

[Enrolled course](#)

[Enrolled course admin](#)

[Finished course](#)

[Update course](#)

[Become an instructor](#)

Email Options

The following options affect the sender (email address and name) used in LearnPress em

From Name

Work at ThimPress

From Email

phucpd@foobla.com

Email Template

Header image

The image will be displayed in the top of the e

Footer text

The text display in the bottom of email

Save settings

3.9. Tools

- **Upgrade courses**

– Upgrade courses, lessons, quizzes, and questions from

- **Remove current data**

– Remove all courses, lessons, quizzes, and questions c

- **Remove outdated data**

– Remove all courses, lessons, quizzes, and questions f

4. Update

You can update LearnPress plugin via 2 ways: **via Word**

4.1. Via WordPress Update

When update is available, you will see a notification abo

☐ **LearnPress**
[Deactivate](#) | [Edit](#) | [Documentation](#) | [Add-ons](#)

LearnPress is a V
courses, lessons
Version 2.1.6 | B

There is a new version of LearnPress available. [View version 2.1.6.1 details](#) or u

LearnPress

[Deactivate](#) | [Edit](#) | [Documentation](#) | [Add-ons](#)

LearnPress is a v
courses, lessons
Version 2.1.6.1 |

✓ Updated!

0

👍

0

🗨️

Suggest edit

4.2. Via FTP

Follow these steps below to update theme via FTP:

Step 1. Visit LearnPress plugin on [wordpress.org](https://wordpress.org/plugins/learnpress/) and c

Step 2. Extract **learnpress.zip** that you downloaded for

Step 3. Upload new plugin folder **learnpress** to *wp-conte*

0

👍

0

🗨️

Suggest edit

5. Knowledge Base FAQs

Please check other resources about using LearnPress o

6. Support Service

ThimPress forum is our main resource for supporting ci

Step 1. Click [here](#) to create your account. We will ask fo

Step 2. Go to [Eduma support forum](#) and create your top

We really care about our customers and guarantee to re
support ticket is created.